

Working with the Feed editor in PC-Horse

CONTENT:

[Log in](#)

[New feed](#)

[Edit feed](#)

[Internationalization - Change \(multilingual\) the recommendations for use](#)

[Internationalization - Change the feed name](#)

[Internationalization - Change the URL](#)

[LOGGING of feed changes](#)

Introduction

Starting with PC-Horse v. 3.36, feed companies can directly create and delete feeds, and change nutrient concentrations and other properties of feeds that PC-Horse distribute in the Guarantee feed list.

The new way of uploading data simplifies the handling of feed data considerably and allows immediate access for feed owners to their data. The previous method of delivering feed data via an excel sheet can therefore be discontinued. New and changed feeds will immediately be available to all PC-Horse users.

In our collaborating feed companies, a **product responsible PC-Horse user** will be given special rights in our system to manage the company's feed data. Please note that, as until now, the responsibility for the correctness of the registered information rests with the company.

The Feed Editor reports in which countries your feeds currently are available and allows you to internationalize feed recommendations and the link directing program users to the feed's website on your homepage.

Basic principles of feed data

All values must be entered in the formats and values that apply in the country where the feed is manufactured (origin). The origin is already registered in our database your brand is established in the database. When a feed is distributed in non-origin countries, PC-Horse will recalculate energy and protein values to the energy- and protein calculation systems of the relevant country.

The value to be entered for each nutrient is, as far as possible, the total concentration of the nutrient in 1 kg feed consumed by the horse. We realize that for some nutrients added values will be given for practical reasons. Obviously, this may underestimate the total amount of the relevant nutrient.

The company's official established nutritional values must be stated. When a feed manufacturer believes that they can prove extra synergies, for instance on nutrient availability, this should be informed about in the feed description ("user text") that appears in the feed screen.

When a feed is created, it receives a unique ID number in our database.

Login

When a product responsible PC-Horse user starts a session, PC-Horse will show a new menu item for feed companies. Click the Feed editor.

The screenshot shows the PC-Horse Feed editor interface. The top navigation bar includes a 'Feed company' menu item (highlighted in blue) and a 'Feed editor' sub-option (highlighted in a red box with a red '1'). Below the navigation bar is a header for 'Handling feeds on the PC-Horse feed server'. The main content area displays the user's name 'Jan Sjunnesson' and a list of brands they have rights to edit: 'GENERIC, MYFEED, GENERIC47, GENERIC1, GENERIC46, GENERIC49, GENERIC358, GENERIC34, GENERIC44, GENERIC45, GI'. A 'Brand' dropdown menu is set to 'DEMO' (highlighted with a red '3'). Below this, it shows 'DEMO Country distribution of: ----' (highlighted with a red '5'). On the left, there are four task buttons: 'New feed', 'Edit feed', 'Delete feed', and 'Clear selection' (highlighted with a red '4'). On the right, a list of feeds is shown, with 'DEMO Electrolytes' selected (highlighted with a red '2').

1. When the Feed editor screen opens, the user gets access to the feeds stored in our database server in the "cloud".
2. The opening screen shows which brands (BRANDS) the feed company has an agreement for. Only these can be edited by the user responsible for the feed.
3. If the company has several brands, you can select the one you wish to work with from the drop-down list.
4. When the brand is selected, the four TASK-buttons are activated.
5. The screen also shows countries where the brand is published in PC-Horse, according to our agreement with your company.

NEW FEED

Feed editor Close windows

Select feed(s) Edit feed

DEMO New feed [ID = 0] Updated 2023-09-17

Save feed
 Cancel

Sverige, MJ ME, DCP

Feed name: DEMO New feed **1**

Feed type: Concentrate **2**

Origin: Sverige **3**

Source of feed: Guaranty **4**

Dry matter 100,0 % (1000 g/kg)

Nutrient content

per kg feed **5**

per kg DM

100,0 % Dry matter

Recommendations for feed use

7

URL to your webpage with feed information

8

Click "Save feed" when the feed is completed. PC-Horse users will receive changes at restart or after update of their guaranty feed list

Composition			Minerals			Vitamins		
Nutrient		Unit	Nutrient		Unit	Nutrient		Unit
Energy	0,0	MJ	Calcium	0,00	g	Vitamin A	0,0	IU
Protein (DCP)	0,0	g	Phosphorus	0,00	g	Vitamin D	0,0	IU
Lysine	0,0	g	Magnesium	0,00	g	Vitamin E	0,0	mg
Starch 6	0,0	g	Sodium	0,00	g	Vitamin B1	0,0	mg
Sugar	0,0	g	Chlor	0,00	g	Vitamin B2	0,0	mg
Fat	0,0	g	Potassium	0,0	g	Vitamin B6	0,0	mg
Fibre	0,0	g	Sulphur	0,0	g	Vitamin B12	0,00	mg
			Iron	0,0	mg	Niacin	0,0	mg
			Copper	0,0	mg	Folic Acid	0,0	mg
			Manganese	0,0	mg	Biotin	0,0	mg
			Zinc	0,0	mg	Vitamin C	0,0	mg
			Selenium	0,000	mg			
			Cobalt	0,00	mg			
			Iodine	0,00	mg			

1 Feed Name - A preset feed name is displayed with the BRAND NAME in CAPS and the Product Name in Lowercase. Change the Product Name. Do not change the BRAND NAME.

2 Feed type - The scroll list contains the feed types that are handled by PC-Horse. Choose the appropriate feed type.

3 Origin - "Origin" refers to the country in which the feed is originally manufactured. Calculations of Energy and protein will follow the standards of the selected country. The field is locked to the country specified by the license of the program user.

4 Source of feed - "Guaranty" is mandatory for display in the various national guarantee feed lists.

5 Dry matter - Data for each feed can be recorded "per kg feed" or "per kg dry matter". The DM% value for the feed must be entered in the "per kg drymatter" mode.

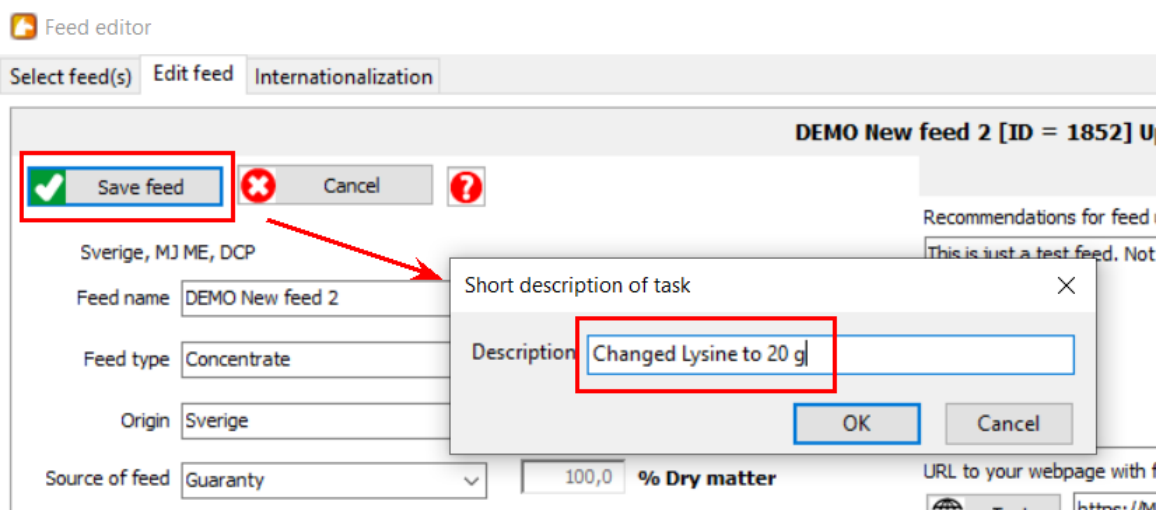
6 Nutrients - Double-click on the nutrient value, change, and store with ENTER. All values must be entered in units valid in the feed's country of origin (origin). Energy and protein are automatically recalculated in the program when needed for use in other (non-origin) countries.

7 Recommendations for feed use - Enter your information about feed use, and for instance special properties of the feed you wish to highlight for customers. The text is displayed in the feed screen in the PC-Horse program.

8 The feed's web page – Enter web address (URL) to a web page that provides more information about the feed.

9 Save feed – Save the registered data on our server. The feed is stored with a unique ID no. You can continue entering further data now or later. When you close the Feed editor screen, the entire guaranty feed list will be re-read into the program.

10 Describe the task – After you have clicked the “Save Feed”-button you will be prompted to give a short description of your changes.



10 When saved the feed will get a unique ID in the database, and a “latest update date” registered. In the feed log you can follow the changes described.

DEMO New feed 2 [ID = 1852] Updated 2023-09-17

Information to horse owner

Recommendations for feed use

This is just a test feed. Not for use.

000 g/kg)

ter

URL to your webpage with feed information



Test

<https://MyfeedCompany.com/DEMO Feed 2.html>

restart or after update of their guaranty feed list

Vitamins				Feed log	
Unit	Nutrient		Unit	Update	Print
g	Vitamin A	0,0	IU		
g	Vitamin D	0,0	IU		2023-09-17. Jan Sjunnesson. Update feed A New Demo test feed no 2 Saved
g	Vitamin E	0,0	mg		2023-09-17. Jan Sjunnesson. New feed Completing usage text and URL for the feed
g	Vitamin B1	0,0	mg		2023-09-17. Jan Sjunnesson. New feed Changed Lysine to 20 g
g	Vitamin B2	0,0	mg		
g	Vitamin B6	0,0	mg		
g	Vitamin B12	0,00	mg		
mg	Niacin	0,0	mg		
mg	Folic Acid	0,0	mg		
mg	Biotin	0,0	mg		

EDIT FEED

1. **Doubleclick** or **Mark** the feed you want to edit in the list, then **press the "Edit Feed" button**.

Brand
 DEMO Feed not selected

DEMO Country distribution of: ----

Select uppgift

+ New feed 2

📄 Edit feed

✖ Delete feed

🔄 Clear selection

Select feed(s) (Doubleclick)

- DEMO Calcium supplement
- DEMO Convalescent
- DEMO Electrolytes
- DEMO Hay good
- DEMO Hay poor
- DEMO Haylage good
- DEMO Haylage poor
- DEMO Mineral and vitamin mix 1
- DEMO New feed 2
- DEMO Pasture autumn
- DEMO Pasture spring
- DEMO Pasture summer

2. Make the desired changes to the feed.
3. Select "Save feed". The changes are saved on the server.

Feed editor

Select feed(s) Edit feed Internationalization

DEMO New feed 2 [ID = 1852] Updated 2023-09-17

✔ Save feed ✖ Cancel ?

Sverige, MJ ME, DCP

Feed name: DEMO Newest feed

Feed type: Concentrate

Origin: Sverige

Source of feed: Guaranty 100,0 % Dry matter

Information to horse owner

Recommendations for feed use
 This is our newest feed

URL to your webpage with feed information
 Test <https://MyfeedCompany.com/DEMO Newest Feed.html>

Click "Save feed" when the feed is completed. PC-Horse users will receive changes at restart or after update of their guaranty feed list

Composition		Minerals		Vitamins		Feed log	
Nutrient	Unit	Nutrient	Unit	Nutrient	Unit		
Energy	10,0 MJ	Calcium	10,00 g	Vitamin A	10,0 IU	<div style="text-align: right; margin-bottom: 5px;"> Update Print </div> <p>2023-09-18. Jan Sjunnesson. Update internal description in Netherlands: This is just a test</p> <p>2023-09-18. Jan Sjunnesson. Update internal description in Netherlands: This is just a test</p> <p>2023-09-18. Jan Sjunnesson. Update internal description in Hungary: This is just a test feed</p>	
Protein (DCP)	100,0 g	Phosphorus	0,00 g	Vitamin D	0,0 IU		
Lysine	20,0 g	Magnesium	0,00 g	Vitamin E	0,0 mg		
Starch	0,0 g	Sodium	0,00 g	Vitamin B1	0,0 mg		
Sugar	0,0 g	Chlor	0,00 g	Vitamin B2	0,0 mg		
Fat	0,0 g	Potassium	0,0 g	Vitamin B6	0,0 mg		
Fibre	0,0 g	Sulphur	0,0 g	Vitamin B12	0,00 mg		
		Iron	0,0 mg	Niacin	0,0 mg		

4. Click the "Update"-button. The feed log will be updated.

Feed editor

Select feed(s) Edit feed Internationalization

DEMO Newest feed [ID = 1852] Updated 2023-09-18

✔ Save feed ✖ Cancel ?

Sverige, MJ ME, DCP

Feed name: DEMO Newest feed

Feed type: Concentrate

Origin: Sverige

Source of feed: Guaranty 100,0 % Dry matter

Information to horse owner

Recommendations for feed use

URL to your webpage with feed information
 Test <https://MyfeedCompany.com/DEMO Newest Feed.html>

Click "Save feed" when the feed is completed. PC-Horse users will receive changes at restart or after update of their guaranty feed list

Composition		Minerals		Vitamins		Feed log	
Nutrient	Unit	Nutrient	Unit	Nutrient	Unit		
Energy	10,0 MJ	Calcium	10,00 g	Vitamin A	10,0 IU	<div style="text-align: right; margin-bottom: 5px;"> Update Print </div> <p>2023-09-18. Jan Sjunnesson. New feed Changed Name, recommendations, URL and values for Energy</p> <p>2023-09-18. Jan Sjunnesson. Update internationalization name in UK: DEMO British Special</p> <p>2023-09-17. Jan Sjunnesson. New feed</p>	
Protein (DCP)	100,0 g	Phosphorus	0,00 g	Vitamin D	0,0 IU		
Lysine	20,0 g	Magnesium	0,00 g	Vitamin E	0,0 mg		
Starch	0,0 g	Sodium	0,00 g	Vitamin B1	0,0 mg		
Sugar	0,0 g	Chlor	0,00 g	Vitamin B2	0,0 mg		
Fat	0,0 g	Potassium	0,0 g	Vitamin B6	0,0 mg		
Fibre	0,0 g	Sulphur	0,0 g	Vitamin B12	0,00 mg		
		Iron	0,0 mg	Niacin	0,0 mg		

5. Close the screen. The updated Guarantee feed list will be downloaded to your program.

INTERNATIONALIZATION - Change the recommendations for use (multilingual)

PC-Horse and the Feed editor give you the opportunity to adapt the information coupled to a feed to different languages.

Method 1 - Copy and change the recommendations for feed use (from origin).

1. Double-click the country you want to change. In the example the recommendations for Norway are empty.
2. Click the "Text" button. The text from your home country (origin) is displayed as a starting point. You can also use text from external sources, for instance by copying from your home page (see later).
3. Edit the text in the editor field.
4. Click "Save". The text is saved on the server, and will be shown to PC-Horse user from the relevant country then they access the feed.

Feed editor

Select feed(s) Edit feed Internationalization

Internationalize feed information for export use - DEMO New feed 2 [ID = 1852] Updated 2023-09-17

OK

Text

Feed name

Recommendations for feed use

Feed URL

Doubleclick a country to start. Save when ready. The text is saved on the feed server
You can paste texts from external sources, and from other countries into the edit field
Your internationalized texts will show in the country in question

Country	Description
[1] USA, Canada	
[31] Netherlands	
[33] France	
[34] España	
[36] Hungary	
[44] United Kingdom	
[45] Danmark	
[47] Norge	
[49] Deutschland	

Edit Text

Save Text Copy Paste Clear

This is just a test feed. Not for use.

5. The text will appear in the country description field.

Doubleclick a country to start. Save when ready. The text is saved on the feed server
You can paste texts from external sources, and from other countries into the edit field
Your internationalized texts will show in the country in question

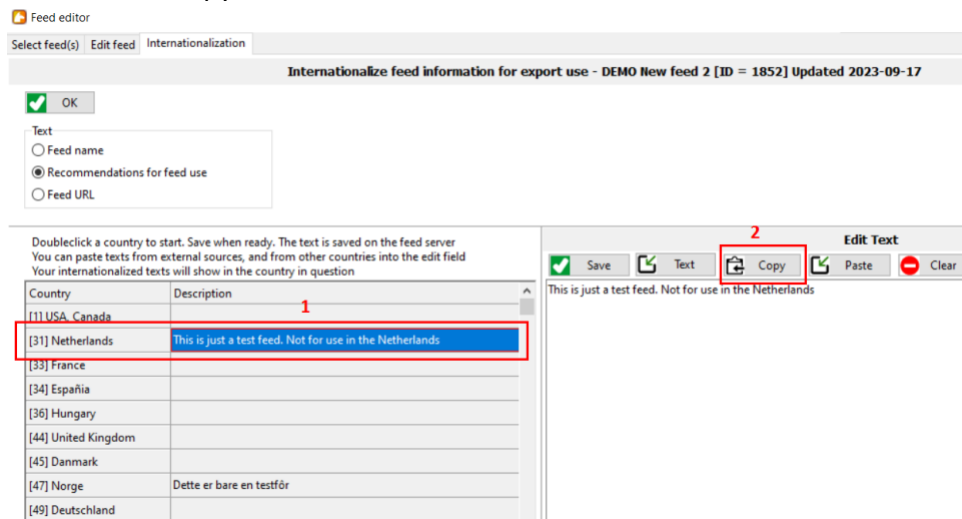
Country	Description
[1] USA, Canada	
[31] Netherlands	
[33] France	
[34] España	
[36] Hungary	
[44] United Kingdom	
[45] Danmark	
[47] Norge	Dette er bare en testfôr
[49] Deutschland	
[353] Ireland	

Save Text Co

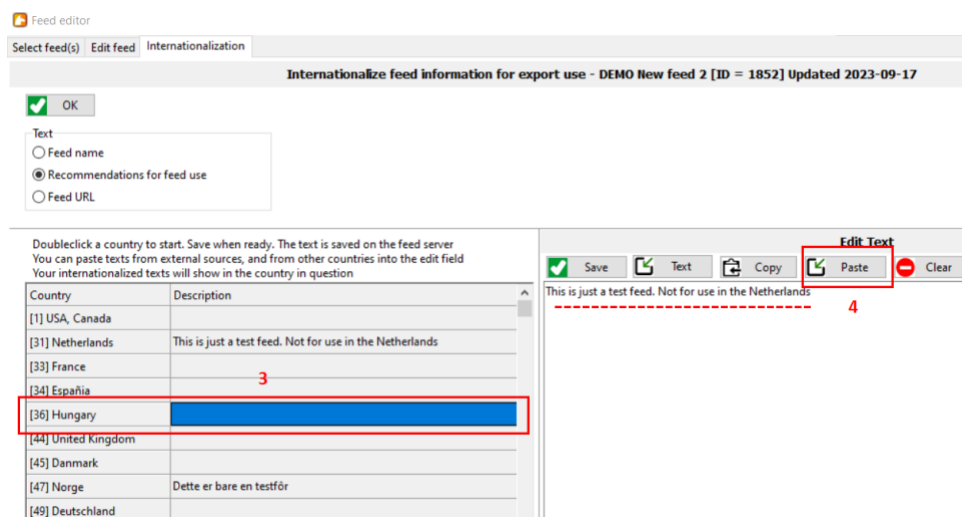
Dette er bare en testfôr

Method 2 - Copy and paste text from another country.

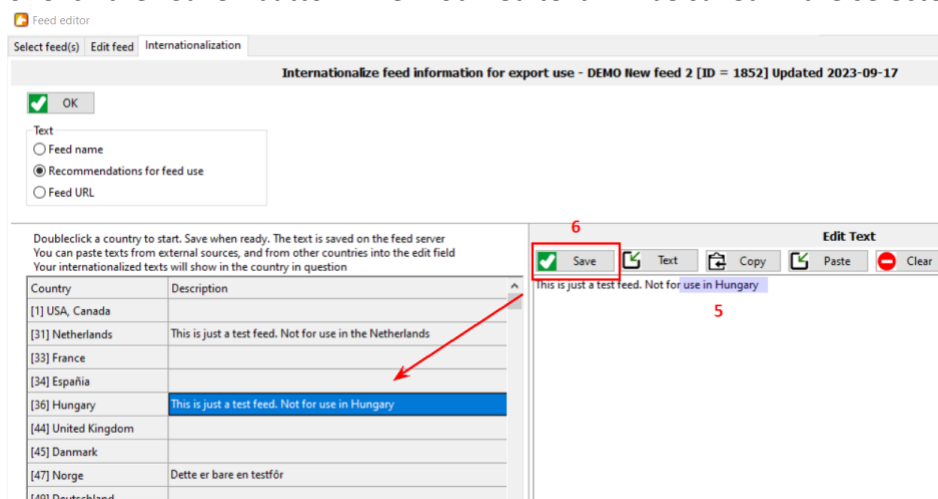
1. Double-click the text of a country when you wish to display its text in the edit area as a template.
2. Click the "Copy" button.



3. Double-click the country you want to edit.
4. Click the "Paste"-button



5. Edit the text
6. Click the "Save"-button. The modified text will be saved in the selected country.



Method 3 - Copy and paste text from other documents or webpages

Most often, you will already have suitable texts to start with in existing documents or web pages. These texts can be easily inserted with standard windows commands.

1. Double-click on the country you want to edit
2. Copy the text you want to use – shortcut “ctrl+c”
3. Paste text in editor by using the shortcut “ctrl+v”

Feed editor

Select feed(s) Edit feed Internationalization

Internationalize feed information for export use - DEMO New feed 2 [ID = 1852] Updated 2023-09-17

OK

Text

Feed name

Recommendations for feed use

Feed URL

Doubleclick a country to start. Save when ready. The text is saved on the feed server
You can paste texts from external sources, and from other countries into the edit field
Your internationalized texts will show in the country in question

Country	Description
[1] USA, Canada	
[31] Netherlands	This is just a test feed. Not for use in the Netherlands
[33] France 1	
[34] España	
[36] Hungary	This is just a test feed. Not for use in Hungary
[44] United Kingdom	

Edit Text

Save Text Copy Paste Clear

Les recommandations sont données pour un che val (poids adulte = 500 kg),
nourri avec du foin de prairie à volonté, une pierre de sel pur et de l'eau
propre à disposition

2 ctrl+c (any document)
3 ctrl+v (paste here)

4. Click “save-button” and the text will display in the country field.

Feed editor

Select feed(s) Edit feed Internationalization

Internationalize feed information for export use - DEMO New feed 2 [ID = 1852] Updated 2023-09-17

OK

Text

Feed name

Recommendations for feed use

Feed URL

Doubleclick a country to start. Save when ready. The text is saved on the feed server
You can paste texts from external sources, and from other countries into the edit field
Your internationalized texts will show in the country in question

Country	Description
[1] USA, Canada	
[31] Netherlands	This is just a test feed. Not for use in the Netherlands
[33] France	Les recommandations sont données pour un che val (poids adulte = 500 kg), nourri avec du foin de prairie à volonté, une pierre de sel pur et de l'eau propre à disposition
[34] España	
[36] Hungary	This is just a test feed. Not for use in Hungary
[44] United Kingdom	

Edit Text

4 Save Text Copy Paste Clear

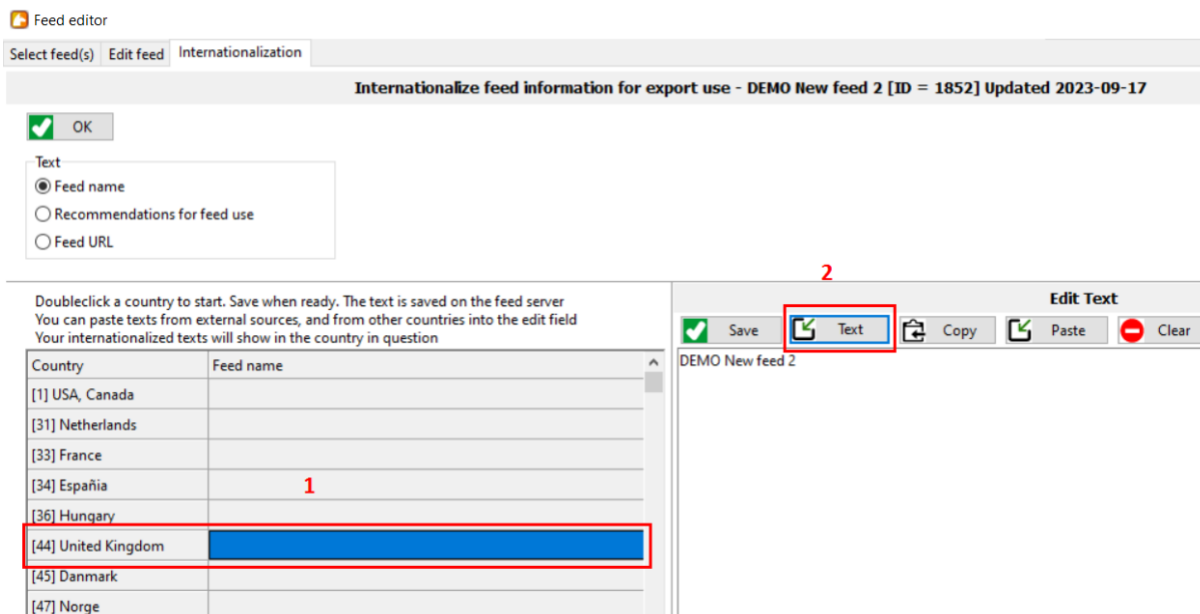
Les recommandations sont données pour un che val (poids adulte = 500 kg),
nourri avec du foin de prairie à volonté, une pierre de sel pur et de l'eau
propre à disposition

INTERNATIONALIZATION - Change the feed name

In some cases, there may be requests to use a product name that differs from the origin's feed name in selected markets. To do this, the same work logic is used as shown when changing recommendations for feed use.

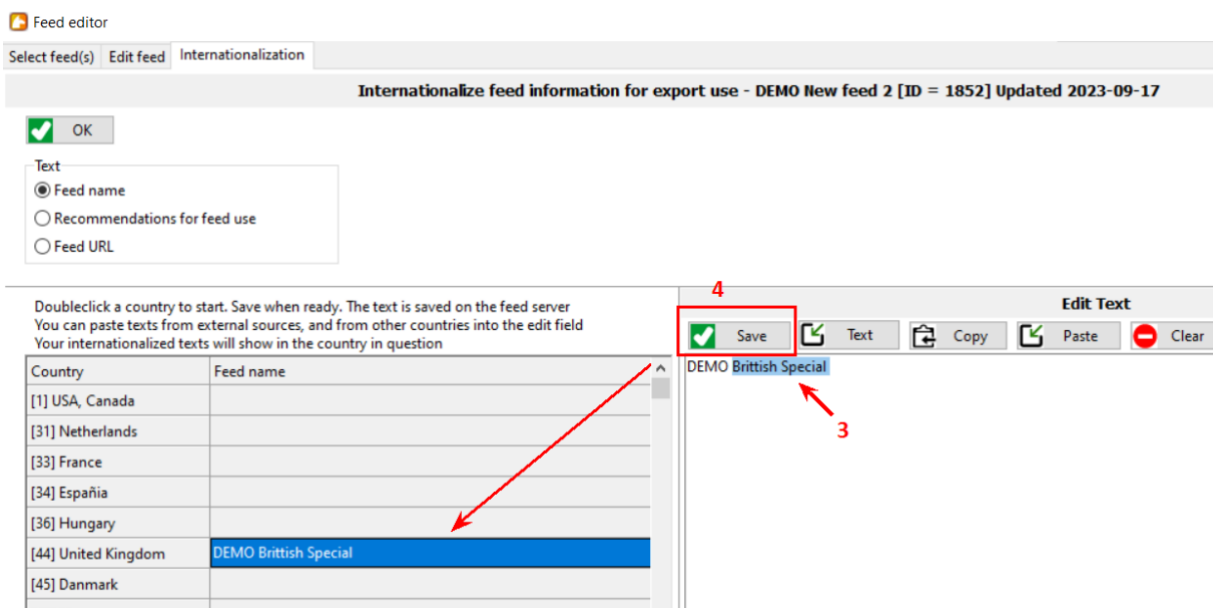
If no product name internationalization has been done, the origin's name is displayed.

1. Start by double-clicking the country you want to change. The editing field opens.
2. Click the "Text"-button. The origin's product name will be displayed



The screenshot shows the 'Feed editor' interface. At the top, there are tabs for 'Select feed(s)', 'Edit feed', and 'Internationalization'. Below the tabs, the title reads 'Internationalize feed information for export use - DEMO New feed 2 [ID = 1852] Updated 2023-09-17'. There is an 'OK' button with a green checkmark. A 'Text' section contains three radio buttons: 'Feed name' (selected), 'Recommendations for feed use', and 'Feed URL'. Below this is a table with columns 'Country' and 'Feed name'. The row for '[44] United Kingdom' is highlighted in blue and has a red box around it with the number '1' next to it. To the right of the table is an 'Edit Text' panel with buttons for 'Save', 'Text', 'Copy', 'Paste', and 'Clear'. The 'Text' button is highlighted with a red box and has the number '2' above it. The text 'DEMO New feed 2' is visible in the 'Edit Text' field.

3. Edit the name
4. Click the "Save"-button. The edited name will be saved.



The screenshot shows the 'Feed editor' interface after editing. The 'Text' section remains the same. In the table, the row for '[44] United Kingdom' now shows 'DEMO British Special' in the 'Feed name' column. A red arrow points from the 'DEMO British Special' text in the table to the 'Save' button in the 'Edit Text' panel, which is highlighted with a red box and has the number '4' above it. Another red arrow points from the 'Save' button to the text 'DEMO British Special' in the 'Edit Text' field, which has the number '3' next to it. The 'Edit Text' panel also shows buttons for 'Text', 'Copy', 'Paste', and 'Clear'.

INTERNATIONALIZATION - Change the URL

The same logic that is used for other internationalization also applies when you have to exchange local URLs (website addresses).

If no change is made, the URL specified in the country of origin (origin) will be displayed.

Feed editor

Select feed(s) Edit feed Internationalization

Internationalize feed information for export use - DEMO New feed 2 [ID = 1852] Updated 2023-09-17

OK

Text

Feed name

Recommendations for feed use

Feed URL

Doubleclick a country to start. Save when ready. The text is saved on the feed server
You can paste texts from external sources, and from other countries into the edit field
Your internationalized texts will show in the country in question

Country	Feed-URL
[1] USA, Canada	
[31] Netherlands	
[33] France	
[34] España	
[36] Hungary	
[44] United Kingdom	
[45] Danmark	

Edit Text

Save Text Copy Paste

<https://MyfeedCompany-UK.com/DEMO british Special.html>


LOGGING of feed changes

Our logging system for feed changes give you a way to keep track of the date of change, who did it, and a short note of what was done.

In addition, we show the feeds in the brand according to the “last updated” stamp: Open the BRAND list and click the icon in the empty field.

Brand
DEMO Feed not selected


DEMO Country distribution of: ----

Select task	Select feed(s) (Doubleclick)		Updated
<input type="button" value="New feed"/>	DEMO Calcium supplement DEMO Convalescent DEMO Electrolytes DEMO Hay good DEMO Hay poor DEMO Haylage good DEMO Haylage poor DEMO Mineral and vitamin mix DEMO Pasture autumn DEMO Pasture spring DEMO Pasture summer DEMO Performance DEMO Salt (Sodium chloride) DEMO Stud DEMO Vitamines and Minerals DEMO Young horse		

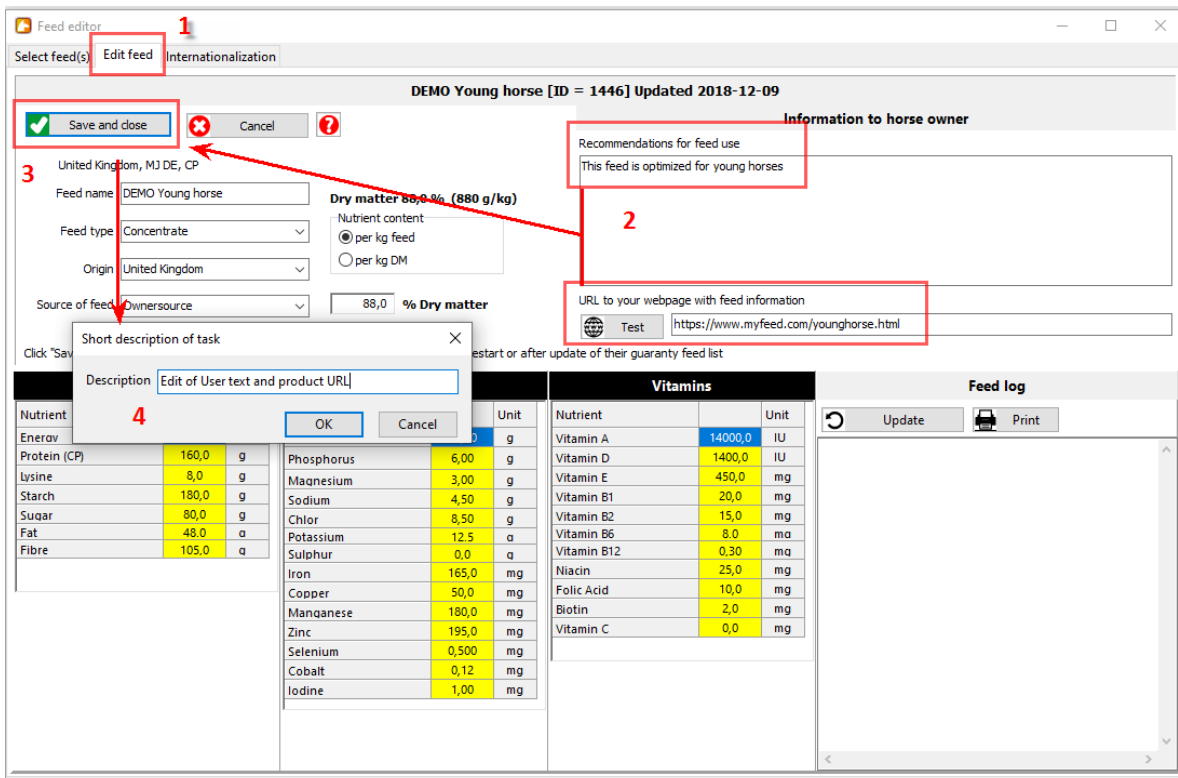
A list with latest date of changes will be shown.

Brand
DEMO Feed not selected

DEMO Country distribution of: ----

Select task	Select feed(s) (Doubleclick)		Updated
<input type="button" value="New feed"/>	DEMO Calcium supplement DEMO Convalescent DEMO Electrolytes DEMO Hay good DEMO Hay poor DEMO Haylage good DEMO Haylage poor DEMO Mineral and vitamin mix DEMO Pasture autumn DEMO Pasture spring DEMO Pasture summer DEMO Performance DEMO Salt (Sodium chloride) DEMO Stud DEMO Vitamines and Minerals DEMO Young horse		2018-11-14 DEMO Stud 2018-12-09 DEMO Salt (Sodium chloride) 2018-12-09 DEMO Vitamines and Minerals 2018-12-09 DEMO Haylage good 2018-12-09 DEMO Performance 2018-12-09 DEMO Hay poor 2018-12-09 DEMO Convalescent 2018-12-09 DEMO Pasture summer 2018-12-09 DEMO Electrolytes 2018-12-09 DEMO Mineral and vitamin mix 2018-12-09 DEMO Pasture spring 2018-12-09 DEMO Pasture autumn 2018-12-09 DEMO Haylage poor 2018-12-09 DEMO Hay good 2018-12-09 DEMO Calcium supplement

When you have clicked the “Save” button on the “Edit feed” page you should enter a short note of what you have done. The description box shows automatically.



Save the list and download it from the server.

Then check the changes in the Feed log field. You can also update the log manually, and print if for documentation.